



# 2011-2012 GMT Reports for District (or Undistricted) **District 410 B REP OF SOUTH**

GMT: **Robert B Fowler**

Location: **REP OF SOUTH AFRICA**

GMT CA: **6**

## CLUBS

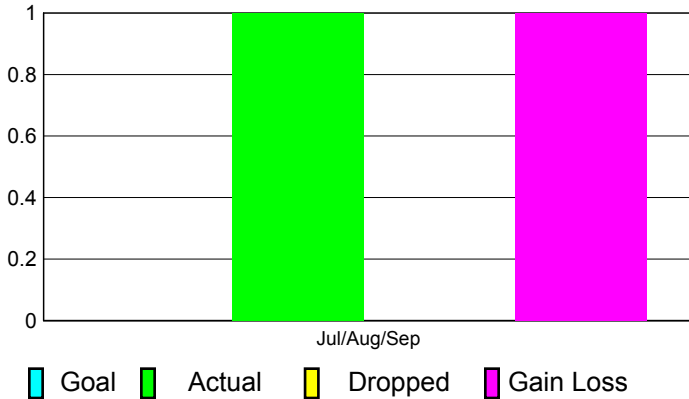
**Club Results  
2011-2012**

**Clubs  
2010-2011**

Month	New Club Goal	Actual New Clubs	Actual Dropped Clubs	Gain/Loss of Clubs	Gain/Loss of Clubs
Jul/Aug/Sep		1	0	1	0
<b>Totals</b>		<b>1</b>	<b>0</b>	<b>1</b>	<b>0</b>

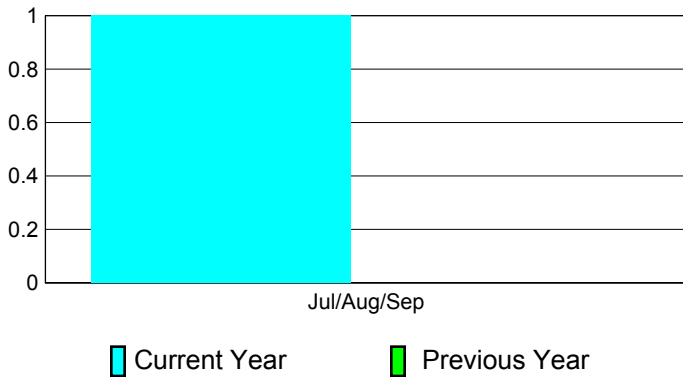
### Club Results 2011-2012

Goal, New, Dropped, Gain/Loss




### Comparison of Club Gain/Loss

Current Year Compared to the Previous Year



### YTD Status Quo Clubs 2011-2012

Status Quo Clubs Compared to Status Quo Members



## MEMBERSHIP

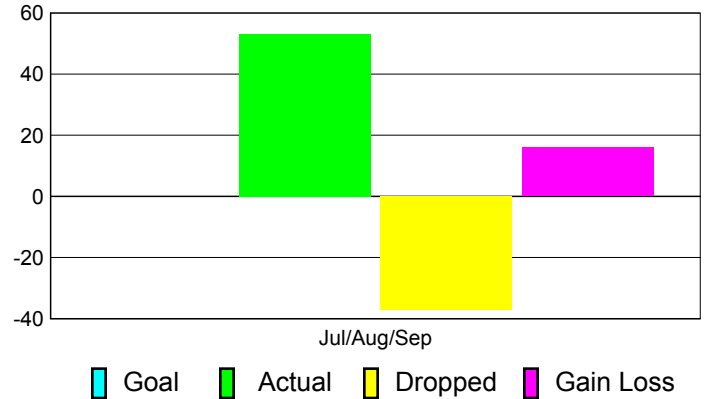
**Membership Results  
2011-2012**

**Membership  
2010-2011**

Month	Net Memb Goal	Actual New Memb	Actual Dropped Memb	Gain/Loss of Memb	Gain/Loss of Memb
Jul/Aug/Sep		53	-37	16	-18
<b>Totals</b>		<b>53</b>	<b>-37</b>	<b>16</b>	<b>-18</b>

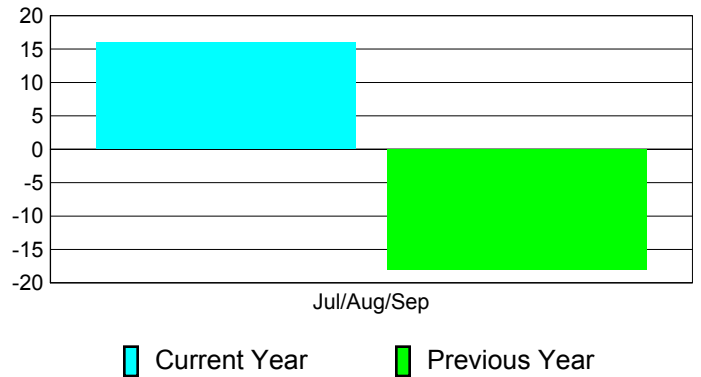
### Membership Results 2011-2012

Goal, New, Dropped, Gain/Loss

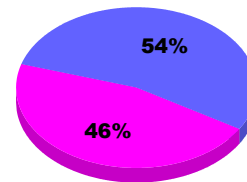


### Comparison of Membership Gain/Loss

Current Year Compared to the Previous Year



### Gender Comparison 2011-2012



Jul/Aug/Sep

Male Female



# 2011-2012 GMT Reports for District (or Undistricted) **District 410 B SWAZILAND**

GMT: **Robert B Fowler**

Location: **SWAZILAND**

GMT CA: **6**

## CLUBS


**Club Results**  
2011-2012

**Clubs**  
2010-2011

Month	New Club Goal	Actual New Clubs	Actual Dropped Clubs	Gain/Loss of Clubs	Gain/Loss of Clubs
Jul/Aug/Sep		0	0	0	0
<b>Totals</b>		<b>0</b>	<b>0</b>	<b>0</b>	<b>0</b>

### Club Results 2011-2012


Goal, New, Dropped, Gain/Loss



Legend: Goal (Cyan), Actual (Green), Dropped (Yellow), Gain Loss (Magenta)

### Comparison of Club Gain/Loss


Current Year Compared to the Previous Year



Legend: Current Year (Cyan), Previous Year (Green)

### YTD Status Quo Clubs 2011-2012

Status Quo Clubs Compared to Status Quo Members



Legend: Status Quo Clubs (Cyan), Total Status Quo Members (Green)

## MEMBERSHIP

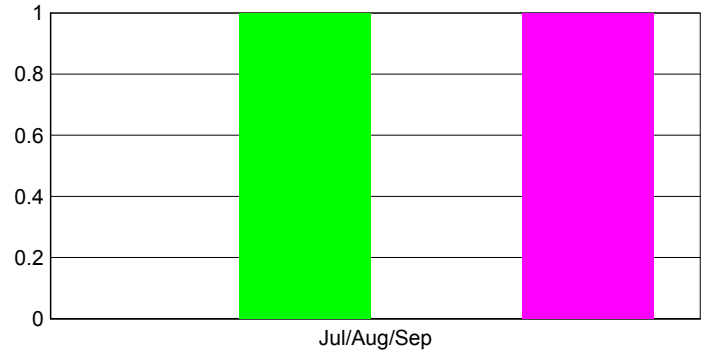
**Membership Results**  
2011-2012

**Membership**  
2010-2011

Month	Net Memb Goal	Actual New Memb	Actual Dropped Memb	Gain/Loss of Memb	Gain/Loss of Memb
Jul/Aug/Sep		1	0	1	2
<b>Totals</b>		<b>1</b>	<b>0</b>	<b>1</b>	<b>2</b>

### Membership Results 2011-2012

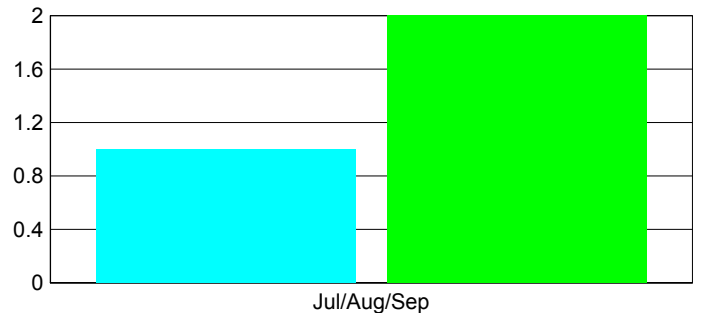
Goal, New, Dropped, Gain/Loss



Legend: Goal (Cyan), Actual (Green), Dropped (Yellow), Gain Loss (Magenta)

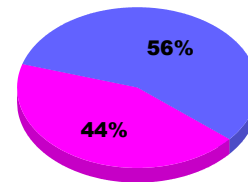
### Comparison of Membership Gain/Loss

Current Year Compared to the Previous Year



Legend: Current Year (Cyan), Previous Year (Green)

### Gender Comparison 2011-2012



Jul/Aug/Sep

Legend: Male (Blue), Female (Magenta)